

Surface Mount Fuse, 11 x 4.6 mm, Quick-Acting F, Telecom



IEC 60127-4 · 250 VAC · 250 VDC · Quick-Acting F

**Description**

- Directly solderable on printed circuit boards

**Standards**

- IEC 60127-4/2
- UL 248-14
- CSA C22.2 no. 248.14
- Telcordia GR-1089
- UL 60950 / IEC 60950
- ITU-T K.20 and K.21
- TIA-968-A

**Approvals**

- VDE Certificate Number: 106328
- UL File Number: E41599
- CSA File Number: 51172

**Applications**

- xDSL and ADSL linecards and modems


**References**

[General Product Information](#)  
[Packaging Details](#)

**Weblinks**

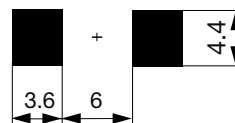
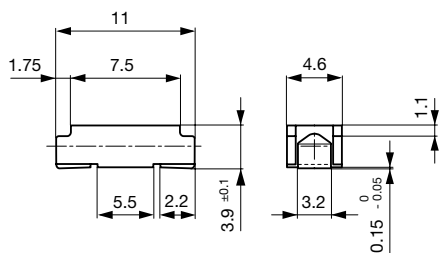
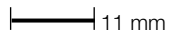
[Approvals, RoHS, CHINA-RoHS, SCHURTER-Stock-Check, Distributor-Stock-Check](#)

**Technical Data**

Rated Voltage	250 VAC, 250 VDC
Rated Current	0.25 - 3.15 A
Breaking Capacity	100 A
Characteristic	Quick-Acting F
Mounting	PCB, SMT
Admissible Ambient Air Temp.	-40 °C to 85 °C
Climatic Category	40/085/21 acc. to IEC 60068-1
Material: Housing	Thermoplastic, UL 94V-0
Material: Terminals	Tin-Plated Copper Alloy
Unit Weight	0.36 g
Storage Conditions	0 °C to 60 °C, max. 70% r.h.
Product Marking	 , Type, Current, Characteristic, Breaking Capacity, Approvals

Soldering Methods	Reflow, Wave
Solderability	245 °C / 3 sec acc. to IEC 60068-2-58, Test Td
Resistance to Soldering Heat	260 °C / 10 sec acc. to IEC 60068-2-58, Test Td
Current Carrying Capacity	acc. to EIA/IS-722, Test 4.3.3
Load Humidity Test	MIL-STD-202, Method 103B (1000h @ 0.1"ln @ 0.85 r.H. @ 85°C)
Moisture Resistance Test	MIL-STD-202, Method 106E (50 cycles in a temp./mister chamber)
Terminal Strength	MIL-STD-202, Method 211A (Deflection of board 1 mm for 1 minute)
Thermal Shock	MIL-STD-202, Method 107D (200 air-to-air cycles from -55 to +125°C)
Case Resistance	acc. to EIA/IS-722, Test 4.7 >100 MΩ (between leads and body)
Mechanical Shock	MIL-STD-202, Method 213B (Shock 50gn, half sine wave, 11 ms)
Vibration, High Frequency	MIL-STD-202, Method 204D (Shock 20 gn, 20 min, 10-2 kHz, 12 cyc.)
Resistance to Solvents	MIL-STD-202, Method 215A
Flammability	min. UL 94V-1 (acc. to EIA/IS-722, Test 4.12)

### Dimensions



Soldering pads

### Pre-Arcing Time

Rated Current In	1.25 x In min.	2.0 x In max.	10.0 x In min.	10.0 x In max.
0.25 A - 3.15 A	60 min	120 s	1 ms	10 ms

### Variants

Rated Current [A]	Rated Voltage [VAC]	Rated Voltage [VDC]	Voltage Drop 1.0 In typ. [mV]	Power Dissipation 1.25 I <sub>n</sub> typ. [mW]	Melting I <sup>2</sup> t 10.0 Intyp. [A <sup>2</sup> s]	GR-1089-CORE [A]	UL60950	ITU - Lightning Surge [A]	ITU - Power Induc-	ITU - Power Contact [A]	Order Number
0.25	250	250	1100	480	0.012	< 1.9	●	3.9		100.0	2070.0010.xx
0.315	250	250	1000	430	0.019	< 1.9	●	4.3	●	100.0	2070.0011.xx
0.4	250	250	230	190	0.02	3.1	●	5	●	100.0	2070.0012.xx
0.5	250	250	190	190	0.03	5.1	●	10	●	100.0	2070.0013.xx
0.63	250	250	170	230	0.07	9.2		16	●	100.0	2070.0014.xx
0.8	250	250	200	330	0.12	13.15		22	●	100.0	2070.0015.xx
1	250	250	170	390	0.23	13.15		27	●	100.0	2070.0016.xx
1.25	250	250	150	390	0.47	13.15		43	●	100.0	2070.0017.xx
1.6	250	250	150	490	0.84	13.15		67	●	100.0	2070.0018.xx
2	250	250	140	600	1.4	13.15		67	●	100.0	2070.0019.xx
2.5	250	250	130	670	2.6	13.15		67	●	100.0	2070.0020.xx
3.15	250	250	130	870	4.8	13.15		67	●	100.0	2070.0021.xx

1) 100 A @ 250 VAC/DC

### Packaging Unit

- .xx = .11 Plastic Bag (100 pcs.)
- .xx = .24 Blister Tape 33 cm Reel (2000 pcs.)

[Kennlinien]

